


NanQue

NQGM1Z-250

N

  
250A

Ue: DC1000V  
Uimp: 8kV  
Icu: 25kA  
Ics: 18kA

IEC60947-2 

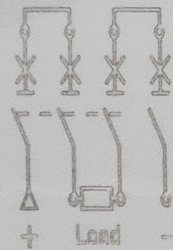
Cat: A 

ON



OFF

MCCB



PUSHTOTRIP

2

4

6

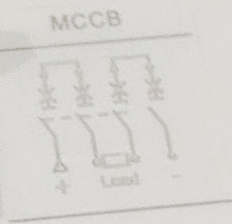





NanQue  
NQMV12-250

**250A**  
DC1000V  
U<sub>p</sub>: 8kV  
U<sub>imp</sub>: 25kA  
I<sub>cu</sub>: 18kA  
IEC60947-2  
Cat: A


**ON**  
**OFF**












250A  
U<sub>n</sub>: DC100V  
U<sub>imp</sub>: 6kV  
I<sub>cu</sub>: 25kA  
I<sub>cs</sub>: 18kA  
EG250947-2  
Cat. A




5  
6  
7  
8  
9  
10

25


26

27
















NanQue

NQCM1Z-250

N

250A

Ue: DC1000V  
Uimp: 8kV  
Icu: 25kA  
Ics: 18kA

IEC60947-2



Cat: A




ON




OFF

MCCB







NanQue  
NQCM1Z-250

N

250A

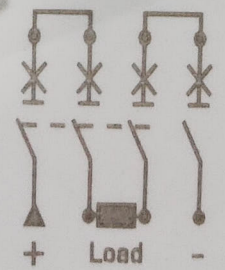
Ue: DC1000V  
Uimp: 8kV  
Icu: 25kA  
Ics: 18kA

IEC60947-2


Cat: A




MCCB











NanQue  
NOCM1Z-250

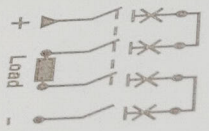
250A

Ue: DCE  
Uimp: 8kV  
Icu: 25kA  
Ics: 18kA

Cat: A

IEC60947-2

ON  
OFF




N

55x35mm

- R1800
- R1600
- R1400
- R1200
- R1000
- R800
- R600
- R400
- R250
- R200
- R150
- R120
- R100
- R80
- R60

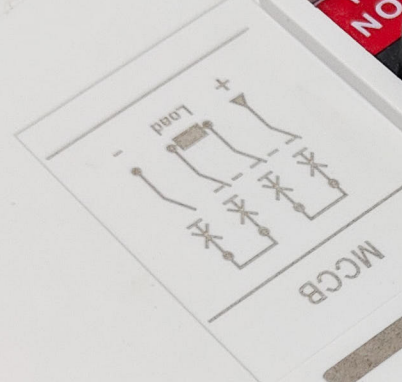




Cat. A  
IEC60847-2  
Uimp: DC1000V  
Icu: 10kA  
Ics: 10kA

250A

NanQue  
MCCM1Z-250



N


S

B









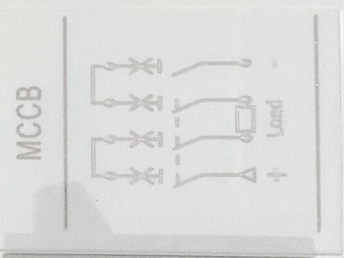
NanQue  
MCCM1Z-250

**250A**

Ue:	DC1000V
Uimp:	8kV
Icu:	25kA
Ics:	18kA

IEC60947-2 CE

Cat: A



R1200  
R1000  
R800  
R700  
R600  
R500  
R400  
R300  
R200

6  
7  
8  
9  
10  
11  
12  
13  
14  
15  
16  
17  
25  
26  
27  
28  
29  
30