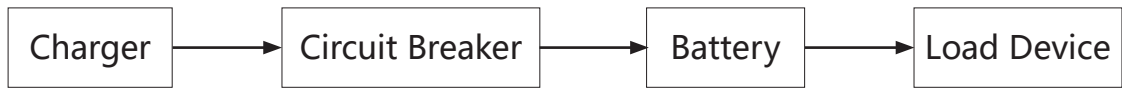
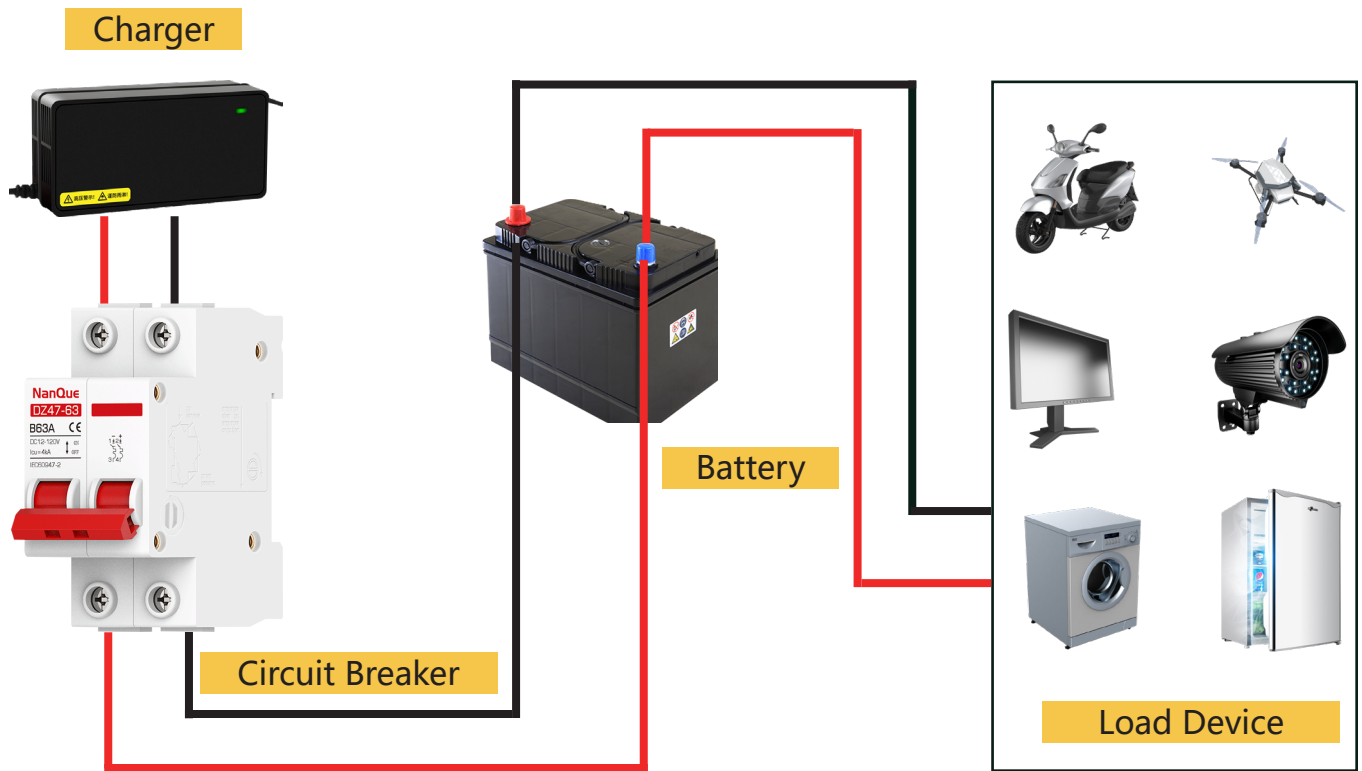


2 Single direction charging-end protection

2.1 Schematic diagram

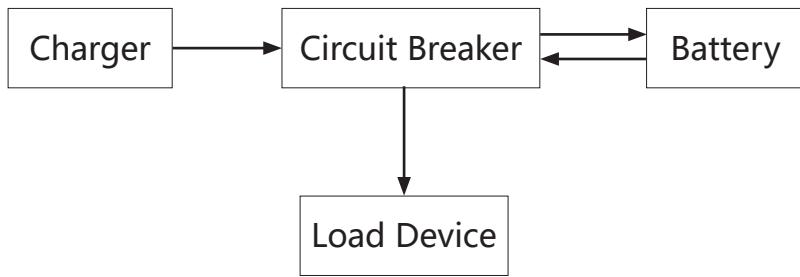


2.2 Wiring example

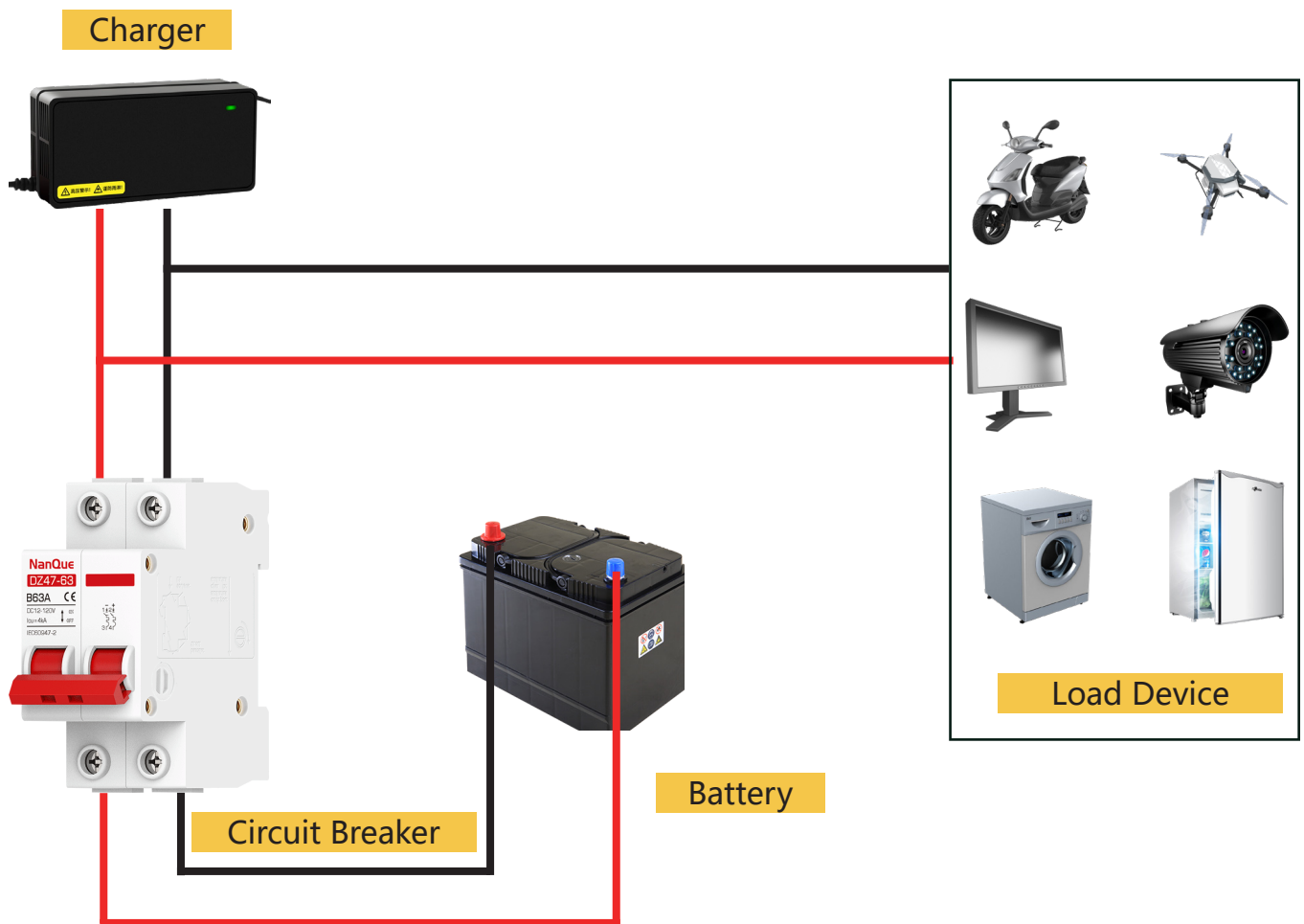


3 Double directions charging and load protection

3.1 Schematic diagram






3.2 Wiring example



4 Products and parts recommend

4.1 DZ47-63/DZ47-125/NQCM1 (B series)

Products			
Model	DZ47-63(B)	DZ47-125(B)	NQCM1(B)
Voltage	DC12V-120V	DC12V-120V	DC12V-120V
Current	6-63A	80-150A	63-600A
Poles	1P, 2P, 1P-1P, 2P-2P	1P, 2P, 1P-1P, 2P-2P	1P, 2P
Polarity	Non-polarized	Non-polarized	Non-polarized
Trip curve	B-Curve	B-Curve	B-Curve
Trip type	Thermomagnetic	Thermomagnetic	Thermomagnetic
Breaking capacity	4kA	6kA	25kA
Protection	Overload protection Short circuit protection	Overload protection Short circuit protection	Overload protection Short circuit protection
Mounting	35mm standard Din Rail Bracket	35mm standard Din Rail Bracket	Screws flange fixed Bracket